

Technical specification sheet

2006

SG^{PLUS} 1500H (12V150AH/C₂₀)

Power Active Carbon Premium Battery



*** The color and the printed specifications of the products are subject to change without prior notice.

NEWMAX Solar gel batteries are true maintenance-free sealed batteries engineered specially to satisfy the need for frequent deep cycles from PVs and renewable energy storage applications. We are confident that our technology-intensive, long-lasting, and environment friendly SG batteries will provide stability and efficiency for your everyday renewable energy needs.

01	Longer Life	02	Maintenance Free	03	Leak Free	04	Safety
High density, anti-corrosion lead calcium alloy is used in harmony with the GEL electrolyte to reduce the sulfation effect significantly.		NEWMAX battery has a gas recombining design that doesn't need maintenance until the end of its life.		Gel Technology is applied to prevent leakage. They won't spill even if the battery is tipped upside down.		Specially designed anti-explosion filter and safety valves prevent gas leakage when overcharged.	

✦ Plate	Paste type
✦ Battery type	Sealed and Maintenance free / Non-spillable construction design
✦ Case/cover mat	High-stiffness engineering PP plastic (Heat Deflection Temp. 140℃) RoHS Compliant EU Directive 2002/95/EC
✦ Safety performance	Safety valve & flame arrestor installation for explosion proof.
✦ High quality, high reliability and low self discharge rate ✦ Exceptional deep discharge recovery performance	
✦ Flexibility design for multiple install positions (Position Free, GEL Technology)	
✦ Designed in accordance with and published in compliance with applicable IEC and BS EN, KS stds.	

- IEC 60896-21/22 Stationary lead-acid batteries – Valve regulated types
- BS EN 61427 Secondary cells and batteries for photovoltaic energy systems (PVES)
- KS C 8518 Stationary sealed lead-acid batteries – Valve regulated types



Fahrenheit-Schutz™ Heat Protection Case

Specially Formulated heat and flame resistant PP case material is used to effectively block ambient heat thus preventing heat related malfunctions such as thermal runaway. This proprietary high rigidity case material has heat deflection rating of 140℃.



MaxPress™ Grid Technology

Patent pending grid compressing technology which increase the density of the lead grain of the grids. The grain density is typically 400% greater than that of the conventional casting method. This up-to-date grid technology enables our batteries to survive even the toughest deep discharge and PSoC applications.



ThixoPure™ GEL Technology

Application of refined pure thixotropic colloidal silica GEL technology to battery electrolyte has greatly increased the cycle life by both preventing plate stratification and providing extra temperature protection against heat and cold. We are the first Korean company to successfully commercialize the GEL technology in the VRLA battery industry.



FlexSealing™ Anti Explosion Filter

Patent pending proprietary cap filtering and sealing technology. Battery cell caps are sealed simultaneously using specially designed O-ring and explosion filters to prevent leakage and gassing more effectively than ever before.

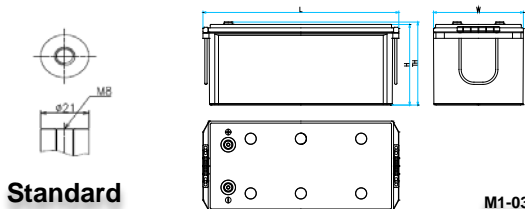


Active Carbon™

In every NEWMAX battery, proprietary active carbon additive is used in the active material for both positive and negative plates to enhance charge acceptance and cycle endurance. Active Carbon™ works to strengthen charge pathways to improve performance consistency and enhance performance at partial state of charge(PSoC) environment.

Operating temperature range

Discharge	Charge	Storage
-20℃~60℃	0℃~50℃	-20℃~60℃

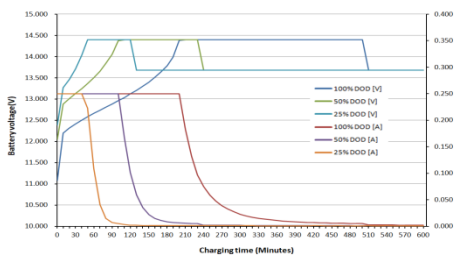


Standard

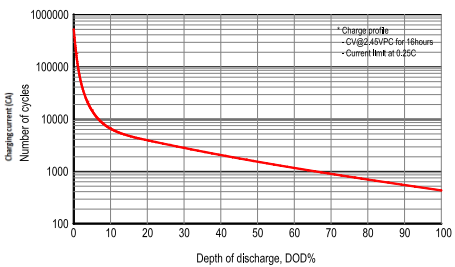
M1-03

Battery model	SG 1500H (12V150AH / 20 HOUR RATE)			
Capacity (@25℃)	C ₂₀ (1.80VPC)	C ₁₀ (1.80VPC)	C ₅ (1.70VPC)	C ₁ (1.60VPC)
	150Ah	139Ah	126Ah	91Ah
Dimensions (mm/inch)	Length	Width	Height	Total Height
	524(20.63)	241(9.49)	215(8.46)	221(8.70)
Weight (kg/lbs)	42.6kg(93.92lbs) ± 3%			
Internal resistance (mΩ)	≤3.10mΩ (25℃, 77°F)			
Max. discharge current (5sec)	1140 A	Max. discharge current(continuous)		430 A
Capacity affected by Temperature	@30℃ (86°F)	@25℃ (77°F)	@10℃ (50°F)	@-10℃ (14°F)
	105%	103%	95%	78%
Self discharge (@25℃, 77F)	After 1 month ≤2%		After 3 month ≤6%	After 6 month ≤12%
Max. short duration discharge current (0.1sec)	2,860A ± 10%			
Recommended charging (@25℃) Solar system	1 st Bulk step	2 nd Absorption step		3 rd Floating step
	0.20~0.25C CC	2.40V/cell CV, (cut-off A : 0.005C)		2.28V/cell CV

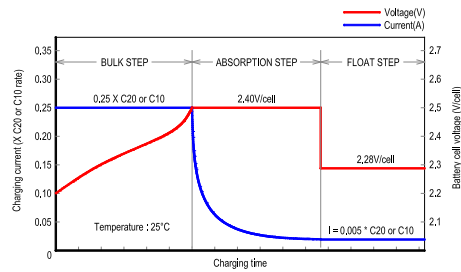
DOD % vs charging time curve (@25°C)



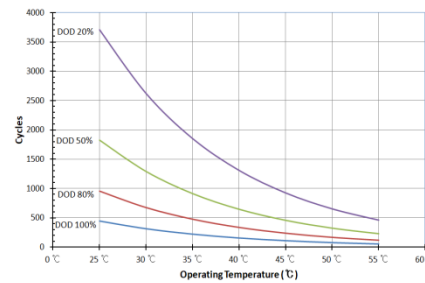
Cycle life vs detail DOD% (@25°C)



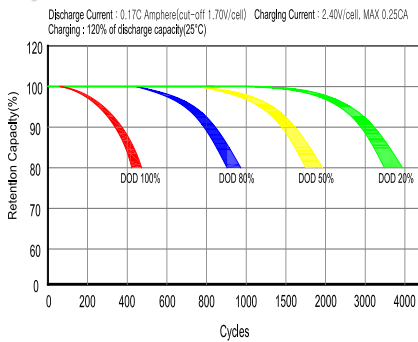
Solar charging characteristics (@25°C)



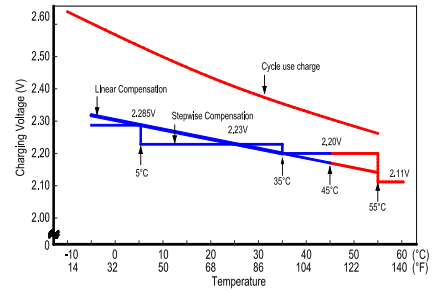
Relationship between cycle life & temp.



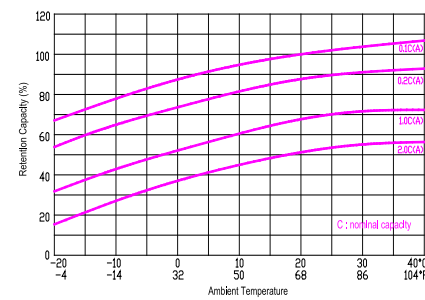
Cycle life characteristics (@25°C)



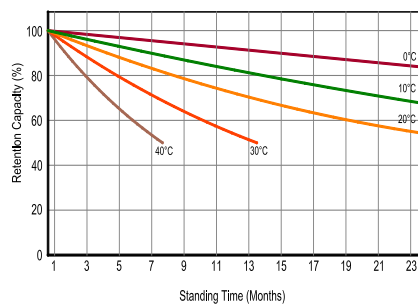
Relationship between charging voltage & temp.



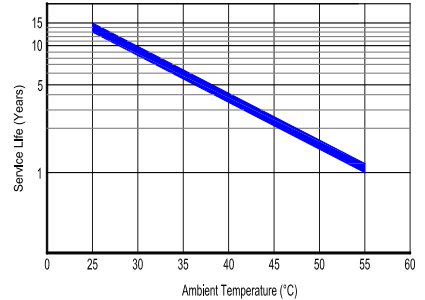
Effect of temperature on capacity



Self discharge



Relationship between Floating life & temp.



Constant current discharge ratings – Amperes per cell @ 25°C

V/cell	Minutes						Hours					
	5	10	15	20	30	40	1	3	5	8	10	20
1.85V	124	121	119	115	98.4	88.9	70.4	32.8	21.6	14.5	12.7	6.88
1.80V	181	173	154	138	117	101	78.8	35.5	23.6	15.4	13.9	7.50
1.75V	210	194	169	150	121	107	82.7	35.8	24.2	15.8	13.9	7.51
1.70V	238	212	181	159	126	111	85.4	37.0	25.3	16.1	13.9	7.52
1.65V	266	230	194	168	133	114	88.1	38.3	25.4	16.4	14.0	7.55
1.60V	298	253	210	179	141	120	91.2	39.5	26.4	16.7	14.1	7.63

Constant power discharge ratings – Watts per cell @ 25°C

V/cell	Minutes						Hours					
	5	10	15	20	30	40	1	3	5	8	10	20
1.85V	230	224	221	213	185	168	133	63.0	41.8	28.1	24.8	13.4
1.80V	326	312	277	252	214	188	148	67.7	45.1	29.8	26.9	14.6
1.75V	368	346	302	270	221	198	154	68.3	46.3	30.3	27.0	14.6
1.70V	405	362	324	285	229	203	159	70.3	48.2	31.3	27.0	14.6
1.65V	445	397	341	299	239	207	166	72.5	48.7	32.0	27.1	14.7
1.60V	486	423	361	314	252	216	167	74.5	49.9	32.0	27.5	14.9